

Approved Measurement Procedure for Horses and Ponies

Colleen Brady, Extension Specialist, Department of 4-H Youth, Carla Kerr, Department of Animal Sciences, and Mark Russell, Extension Horse Specialist, Department of Animal Sciences

Use of the following step-by-step procedure will ensure consistent, accurate measurement of horses and ponies. Indiana 4-H rules require that all equines entered in classes for animals 56" and under must be measured by a certified measurer. The measurer must then sign the appropriate line on the horse and pony enrollment form. Equines over 56" do not need to be measured.

Equines 56" and under, and greater than 6 years old, will be issued a permanent green card. The green card is valid for the life of the animal, and stays with the equine. If the animal is sold, a new card can be issued, in the new owner's name, without remeasuring the animal. The card should accompany the animal to all 4-H events where proof of measuring is required.

An equine may be measured at the discretion of show management, or upon filing of a grievance by another exhibitor. The measurement taken at that time will supersede any previous measurement, providing the following procedure is followed.

1. Position the animal on a smooth, level surface. Concrete or asphalt is preferred.
2. Stand the animal square, with the animal's weight equally distributed on all four feet.
3. Allow the horse to stand in a relaxed manner, and then determine the highest point of the withers (Illustration 1).

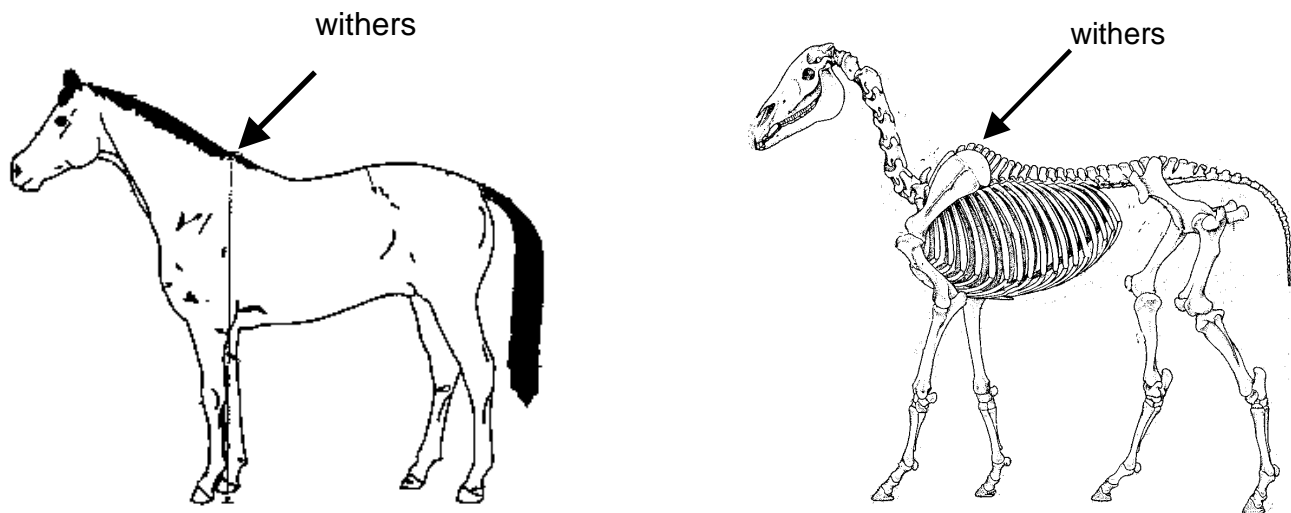


Illustration 1

... Continued ...

4. Place the vertical arm of the measuring stick squarely on the ground and the horizontal arm of the stick over the highest point of the withers (Illustration 2). Measurements taken anywhere other than the highest point of the withers will not be considered representative of the animal's true height.
5. Measure the animal twice, once on each side, to ensure accuracy. Record the average of the two measurements as the animal's true height.
6. If the animal is wearing shoes, deduct 1/4 inch to determine the official height.

Recommendations

- A. The measuring stick must be straight and unbendable, and should have a vertical and a horizontal level. (Circle H Tack — 765-358-4212; Libertyville Saddle Shop — 800-872-3353; StateLine Tack — 800-228-9208)
- B. Equines should not be measured after strenuous work.
- C. Measurements taken when the animal is stretched are unacceptable.
- D. The animal must be allowed to hold its head in a relaxed and natural position.
- E. Measurement of the toe and heel is recommended if the measurer believes the hooves have been altered (Illustration 3).

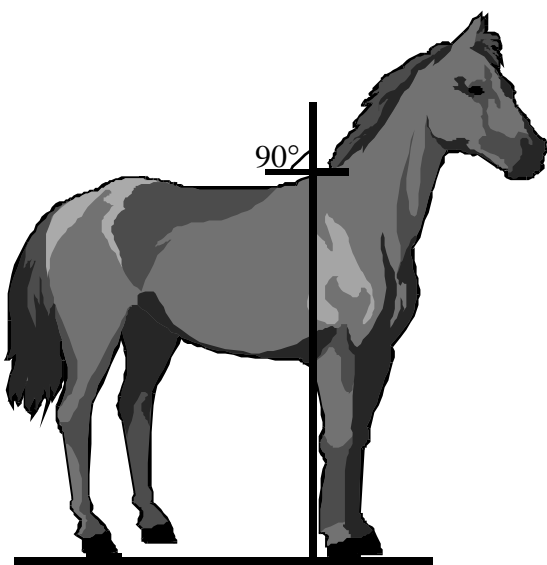


Illustration 2

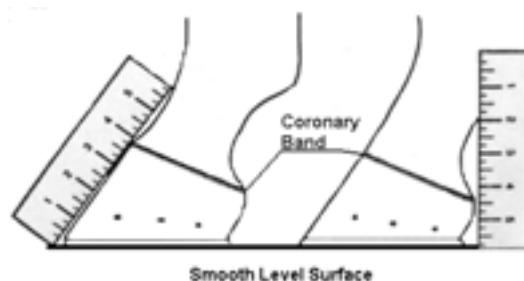


Illustration 3

It is the policy of the Purdue University Cooperative Extension Service, David C. Petritz, Director, that all persons shall have equal opportunity and access to the programs and facilities without regard to race, color, sex, religion, national origin, age, marital status, parental status, sexual orientation, or disability. Purdue University is an Affirmative Action employer.

This material may be available in alternative formats.

1-888-EXT-INFO